

Prizmatix


Beam Switcher

Versatile Accessory for Microscopy and Optogenetics Applications

Introduction

The Beam Switcher accessory allows Prizmatix LEDs installed on the microscope to be used either for the microscope epi-fluorescence illumination or for illuminating via a fiberoptic probe. Especially useful for in situ Optogenetics studies, the Beam switcher saves cost and space, yet enables maximum flexibility in experiment design.

Alternatively, the Beam Switcher is useful for assembling White LED and single color LED at fluorescence microscopes. Please see below for application examples.



Key Features

- Assembles directly on the microscope epi-fluorescence illumination port.
- Modular adapters for all major microscopes brands.
- Accepts all types of Prizmatix UHP-Mic-LED, VHP-Mic-LED, Mic-LED products.
- Accepts all types of multimode optical fibers.

Applications

- Fluorescence microscopy
- Optogenetics

Specifications

Wavelength range	nm	350 – 1100
Connector for Optical fiber		SMA / FC / ST
Adaptors to Microscope epi-fluorescence illumination port		Olympus, Nikon, Zeiss or Leica
Connection to Prizmatix LED heads		By 4 pin connection system
Connection to other systems		SM1 thread

Main Office

Phone: +972-72-2500097
Fax: +972-72-2500096
sales@prizmatix.com

European Sales Office

Phone: +44-(0)77-9172-9592
Fax: +44-(0)20-7681-2977
sales.europe@prizmatix.com


North America Sales Office

Phone: +1-(248)-436-8085
Fax: +1-(248)-281-5236
sales.usa@prizmatix.com

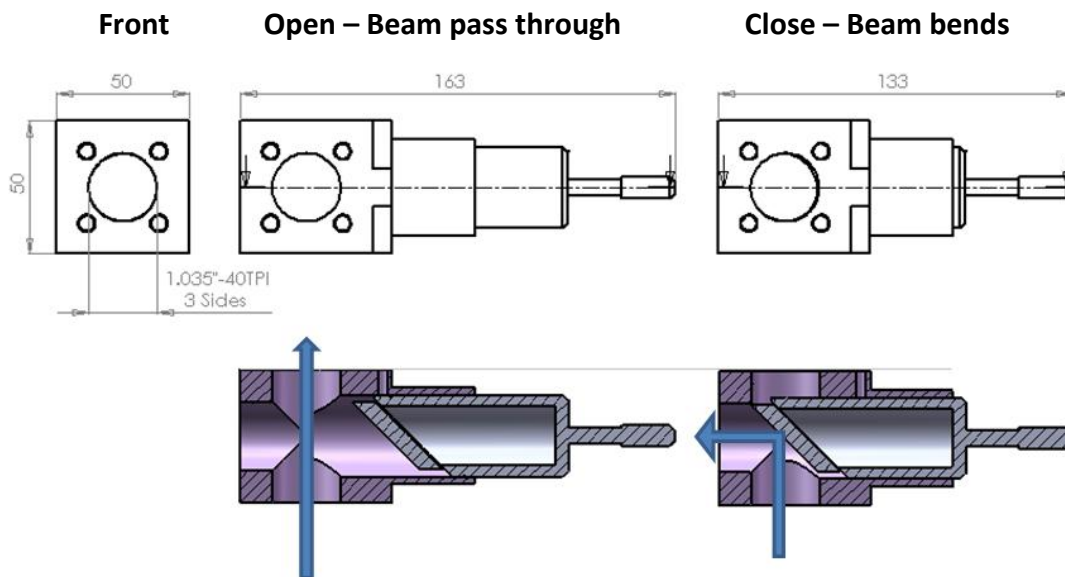
P.O.B. 4234 Modiin-Ilite 71919, Israel

Prizmatix

Application Examples



Mechanical Drawings



Main Office

Phone: +972-72-2500097
 Fax: +972-72-2500096
sales@prizmatix.com

European Sales Office

Phone: +44-(0)77-9172-9592
 Fax: +44-(0)20-7681-2977
sales.europe@prizmatix.com

North America Sales Office

Phone: +1-(248)-436-8085
 Fax: +1-(248)-281-5236
sales.usa@prizmatix.com

P.O.B. 4234 Modiin-Ilite 71919, Israel

Prizmatix

Optional Accessories

Filter Wheel:

The UHP-Mic-LED can be equipped with a 6 positions filter wheel at the beam output. This accessory is especially useful for UHP-Mic-LED-White light source. Please see video clip <http://www.youtube.com/watch?v=iv7dlwLHaUE&feature=plcp> at time 1:58 for details.

Fiber Coupler Adaptor:

The UHP-Mic-LED can be easily changed from direct microscope coupling to fiber coupled LED configuration by means of Fiber Coupler Adaptor (SMA, CF or ST connector). This adaptor can be easily assembled by a user on the Mic-LED output.

Please see video clip <http://www.youtube.com/watch?v=iv7dlwLHaUE> for more details.

Liquid Light Guide Adaptor:

The Microscope-LED can be easily changed from direct microscope coupling to Liquid Light Guide coupled LED configuration by means of LLGA Adaptor. This adaptor can be easily assembled by a user on the Mic-LED output. Please see video clip <http://www.youtube.com/watch?v=iv7dlwLHaUE> for more details.

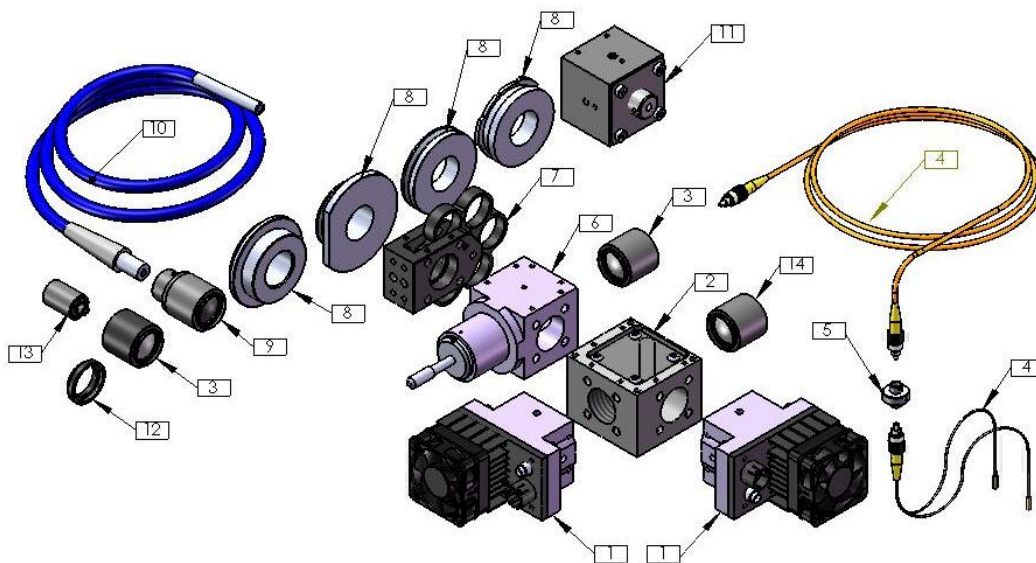
Collimator:

The output from optical fiber is divergent according to fiber NA. In order to reduce the divergence angle a collimator module can be used. Prizmatix collimator was especially designed to fit thick core high NA Polymer Optical Fibers. See more info at <http://prizmatix.com/docs/collimator.cfm>

Fiber Bundles:

To combine outputs of multiple LEDs a Y-shaped fiber bundle with two or more input branches can be used. Prizmatix can help to configure and build custom fiber bundles for specific applications. See more info at:

<http://prizmatix.com/docs/Custom Fiber Optic Assemblies.cfm>



Main Office

Phone: +972-72-2500097
Fax: +972-72-2500096
sales@prizmatix.com

European Sales Office

Phone: +44-(0)77-9172-9592
Fax: +44-(0)20-7681-2977
sales.europe@prizmatix.com

North America Sales Office

Phone: +1-(248)-436-8085
Fax: +1-(248)-281-5236
sales.usa@prizmatix.com

P.O.B. 4234 Modiin-Ilite 71919, Israel