

Prizmatix

UHP-T-LED-630

Ultra High Power Red LED Light Source

Ver. 01

Introduction

The Ultra High Power red LED provides almost X10 increase of power in comparison with similar High power LED devices. The Ultra High Power LED (> **30 Watt**) is an effective replacement of lasers and lamps in many power demanding applications, such as optogenetics, fluorescence microscopy, machine vision, chemical reaction activation and numerous others.

Fluorescence microscopy applications will benefit from highly homogenous and flat field illumination. This new member of the modular OptiBlocks family provides

>**1.8 Watt of collimated** LED power on its output and can be used with a full range of other optical OptiBlocks such as Fiber Coupler, Liquid Light Guide coupler, Beam Combiner, Filter Wheel, Beam Switcher and others.



Key Features

- Single chip ultra-high brightness red LED at 630 nm.
- Optically isolated TTL input for external triggering (no shutter needed)
- Computer control via USB and LabView software or Analog input (optional)
- Stable precisely adjustable power
- Long life (no lamp or laser tube replacement required)
- Rapid warm up time
- Compatible with Prizmatix modular Microscope-LED Light Source products family – see below for details

Applications

- Fluorescence microscopy Cy5, Alexa 680
- Whole body imaging of small animals in-vivo
- Inspection and machine vision and OEM

Main Office

Phone: +972-72-2500097
Fax: +972-72-2500096
sales@prizmatix.com

European Sales Office

Phone: +44-(0)77-9172-9592
Fax: +44-(0)20-7681-2977
sales.europe@prizmatix.com

North America Sales Office

Phone: +1-(248)-436-8085
Fax: +1-(248)-281-5236
sales.usa@prizmatix.com

P.O.B. 244 Givat-Shmuel 5410102, Israel

Prizmatix

Optical Specifications

Wavelength	nm	630
Wavelength range	nm	7
Spectrum FWHM (full width at half max.)	nm	~18
Collimated optical power output *	Watt	>1.8

* Above values are for CW operation mode.

Benchtop LED Current Controller Specifications

- Constant current or chopping modes
- Precise LED current setting by 10-turn dial
- Opto-isolated fast TTL external trigger input
- Analog Input 0-5V for power control (optional)
- Compact and robust enclosure



Digital modulation input		Optically isolated TTL
Connector for TTL input		BNC
Digital modulation frequency	Hz	DC-30000
Rise / Fall time (10% - 90%)	µs	2
Input voltage	V	12
Max input current	A	6.5
Power adaptor input		85-264 VAC, 47-63Hz, 1.5A

General Specifications

Operation temperature range	°C	10 - 35
Storage temperature range	°C	-10 - 55
Operating relative humidity (Non condensing)	%	<90
LED head dimensions		See drawing below
LED head weight	g	350
Controller dimensions (L x W x H)	mm	197 x 174 x 80
Controller weight	g	400
Power adaptor dimensions (L x W x H)	mm	175 x 72 x 35
Power adaptor weight	g	650
Power Adaptor Safety		
Head fan noise	dB(A)	38

Main Office

Phone: +972-72-2500097
 Fax: +972-72-2500096
sales@prizmatix.com

European Sales Office

Phone: +44-(0)77-9172-9592
 Fax: +44-(0)20-7681-2977
sales.europe@prizmatix.com

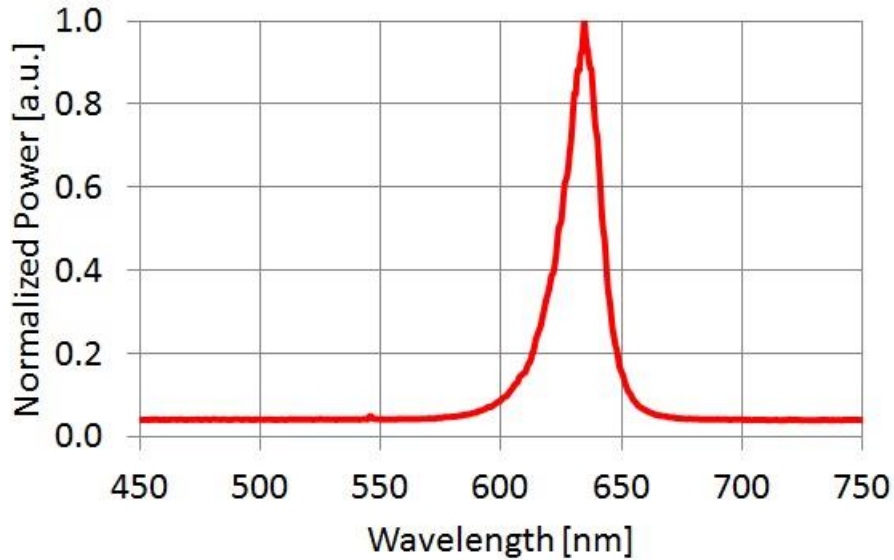
North America Sales Office

Phone: +1-(248)-436-8085
 Fax: +1-(248)-281-5236
sales.usa@prizmatix.com

P.O.B. 244 Givat-Shmuel 5410102, Israel

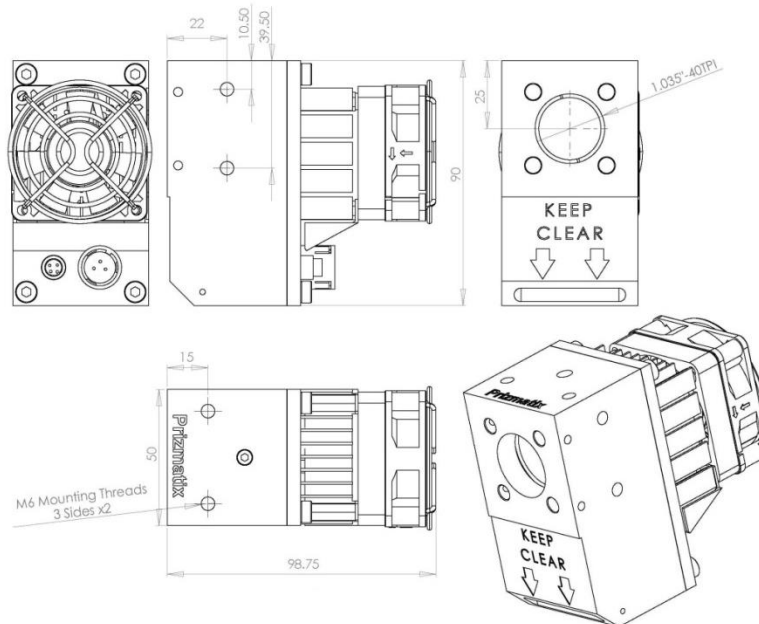
Prizmatix

Performance



- UHP-T-LED-630 spectrum

Mechanical Drawings



* Specifications subject to changes without notice

Main Office

Phone: +972-72-2500097
Fax: +972-72-2500096
sales@prizmatix.com

European Sales Office

Phone: +44-(0)77-9172-9592
Fax: +44-(0)20-7681-2977
sales.europe@prizmatix.com

North America Sales Office

Phone: +1-(248)-436-8085
Fax: +1-(248)-281-5236
sales.usa@prizmatix.com

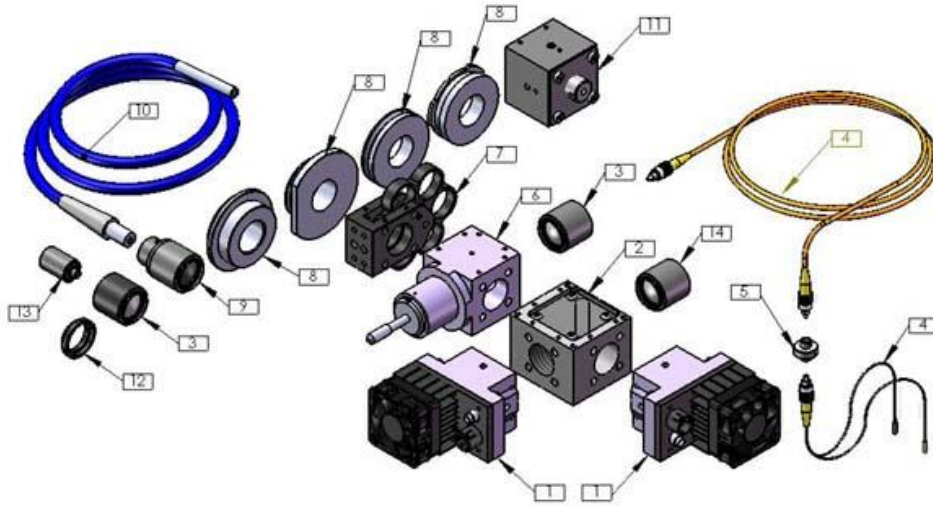
P.O.B. 244 Givat-Shmuel 5410102, Israel

Prizmatix

Optional Accessories

For more details on optional accessories please see:

<http://www.prizmatix.com/optogenetics/Optogenetics-LED-Light-Sources-and-Fiber-Optics.htm>



Beam Combiner [2]:

The Beam Combiner can join two discrete UHP-LEDs into one collinear output beam.

Please see video clip <http://www.youtube.com/watch?v=iv7dlwLHaUE> for more details.

Fiber Coupler Adaptor [3]:

The UHP-T-LED can be easily changed from direct microscope coupling to a fiber coupled LED configuration by means of Fiber Coupler Adaptor (SMA, CF or ST connector). This adaptor can be easily assembled by a user on the LED output.

Please see video clip <http://www.youtube.com/watch?v=iv7dlwLHaUE> for more details.

Liquid Light Guide Adaptor [9]:

The UHP-T-LED can be quickly and simply attached to a Liquid Light Guide by means of the LLGA adaptor. Please see video clip <http://www.youtube.com/watch?v=iv7dlwLHaUE> for more details.

Fiber Optics Collimator [13]:

Output from an optical fiber is divergent according to fiber NA. In order to reduce the divergence angle a collimator can be used. Prizmatix's collimator is especially designed to fit thick core high NA polymer optical fibers. See more details at: <http://www.prizmatix.com/Optics/collimator.htm>

Fiber Bundles [4]:

The outputs of multiple LEDs can be combined using a Y-shaped fiber bundle with two or more input branches. Prizmatix can help to configure and build custom fiber bundles for specific applications. See more details at: <http://www.prizmatix.com/dev/Custom-Fiber-Optic-Assemblies.htm>

Main Office

Phone: +972-72-2500097
Fax: +972-72-2500096
sales@prizmatix.com

European Sales Office

Phone: +44-(0)77-9172-9592
Fax: +44-(0)20-7681-2977
sales.europe@prizmatix.com

North America Sales Office

Phone: +1-(248)-436-8085
Fax: +1-(248)-281-5236
sales.usa@prizmatix.com

P.O.B. 244 Givat-Shmuel 5410102, Israel